



RSE at Little Stoke Primary

- Our RSE policy is located in the parents/carers, policies and information sections on our website.

1. Aims

The aims of relationships and sex education (RSE) at our school are to:

- › Provide a framework in which sensitive discussions can take place
- › Prepare pupils for puberty, and give them an understanding of sexual development and the importance of health and hygiene
- › Help pupils develop feelings of self-respect, confidence and empathy
- › Create a positive culture around issues of sexuality and relationships
- › Teach pupils the correct vocabulary to describe themselves and their bodies

2. Statutory requirements

As a maintained primary school we must provide relationships education to all pupils as per section 34 of the [Children and Social work act 2017](#).

However, we are not required to provide sex education but we do need to teach the elements of sex education contained in the science curriculum.


In teaching RSE, we must have regard to [guidance](#) issued by the secretary of state as outlined in section 403 of the [Education Act 1996](#).

At Little Stoke Primary School we teach RSE as set out in this policy.

The [new guidance](#) from the DfE states that from September 2020 the new RSE curriculum will be compulsory.



Jigsaw



- Covers the whole PSHE curriculum and is split into 6 'puzzles' which are covered across a whole year.
- Jigsaw will be updated in line with government policies and the ever changing world we live in.
- Widely used in South Gloucestershire and across the whole of England and Wales and fully compliant with new RSE curriculum.

We are proud to say that Jigsaw, the mindful approach to PSHE, fulfils all the requirements for the statutory Relationships and Health Education curriculum, as announced by the Department for Education in England in 2019, for full implementation from September 2020. Jigsaw goes even further than this and provides a spiral and progressive comprehensive PSHE Programme in which the statutory elements sit and are embraced.

- Jigsaw has begun to be rolled out in school this year and will be used for our RSE lessons in Term 6.
- From September it will be fully rolled out and used weekly across the whole year.



The Six Puzzles (Themes/ Units of work)

There are six Puzzles in Jigsaw that are designed to progress in sequence from the start of each academic year:

Term 1: Being Me in My World

Term 2: Celebrating Difference (including anti-bullying)

Term 3: Dreams and Goals


Term 4: Healthy Me

Term 5: Relationships

Term 6: Changing Me (including Sex Education)

Each Puzzle has six Pieces (lessons) which work towards an 'end product', for example, The School Learning Charter or The Garden of Dreams and Goals. Each Piece has two Learning Intentions: one is based on specific **PSHE learning (purple)** and one is based on **emotional literacy and social skills development (green)**.

The whole school works on the same Puzzle at the same time, meaning that each Puzzle can be launched with a whole-school assembly and learning can be celebrated by the whole school in a meaningful way.

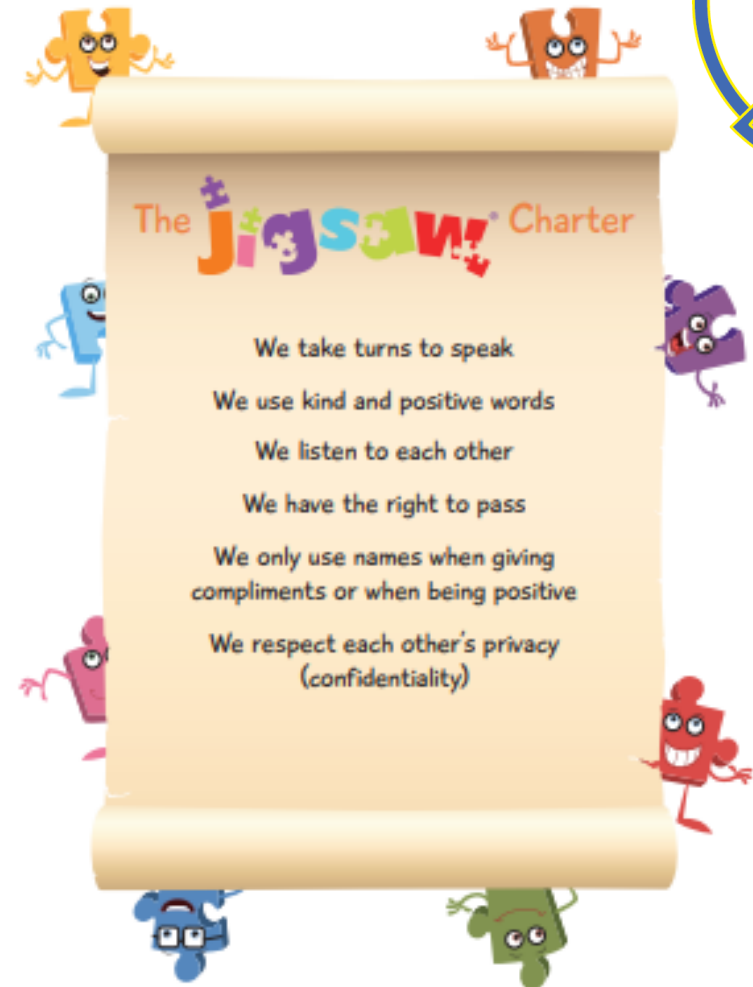


The Jigsaw Charter

- We take turns to speak
- We use kind and positive words
- We listen to each other
- **We have the right to pass**
- We only use names when giving compliments or when being positive
- **We respect each other's privacy (confidentiality)**

The behaviours of the Jigsaw Charter will be reflected in the whole-school Learning Charter developed in Being Me in My World and will permeate the school community, acting as the 'cradle' (think 'boat cradle') to hold children as they grow and learn.

Should schools choose to start implementing Jigsaw part-way through the school year, they are advised to begin with creating the Jigsaw Charter (Piece 1 in being Me in My World in every year group) before they start teaching the Puzzle due at that stage of the year.





Relationships puzzle pieces

- Each year group has a relationships puzzle piece which is usually covered in Term 5 but will be covered in Term 6 this year.
- This puzzle piece will focus on all aspects of developing healthy relationships.
- Throughout the year groups, this includes, friends, families, developing trust, resolving conflict, appropriate contact, secrets, online safety and mental health.



Relationships Puzzle Map - F2 (Reception) - Ages 4-5

Puzzle Outcome

Help me fit together the six pieces of learning about Relationships to create mittens for the Relationship Fiesta (see Piece 6)

Weekly Celebration	Pieces	Learning Intentions	Resources
Know how to make friends	1. My Family and Me!	I can identify some of the jobs I do in my family and how I feel like I belong	Staff photo - preferably on IWB Jigsaw Jenie Jigsaw Jerrie Cat Jigsaw Chime
Try to solve friendship problems when they occur	2. Make friends, make friends, never ever break friends! Part 1	I know how to make friends to stop myself from feeling lonely	Jigsaw Song sheet: 'RELATIONSHIP' Lonely child photo Body puzzle template Jigsaw Jenie Jigsaw Jerrie Cat Jigsaw Chime
Help others to feel part of a group	3. Make friends, make friends, never ever break friends! Part 2	I can think of ways to solve problems and stay friends	Jigsaw Song sheet: 'RELATIONSHIP' Book: 'Mabel and Me', by Sarah Warburton Book: 'George and Martha: The Complete Stories of Two Best Friends' by James Marshall (or similar) Jigsaw Jenie Jigsaw Jerrie Cat Jigsaw Chime
Show respect in how they treat others	4. Falling Out and Bullying Part 1	I am starting to understand the impact of unkind words	Jigsaw Song sheet: 'RELATIONSHIP' Sparkly box, bin and bag Assortment of phrases (positive/negative) e.g. you are brilliant, thank you very much, you are stupid, shut up, etc. Squirty cream and plate Jigsaw Jenie Jigsaw Jerrie Cat Jigsaw Chime
Know how to help themselves and others when they feel upset and hurt	5. Falling Out and Bullying Part 2	I can use Calm Me time to manage my feelings	Wall paper roll Mark-making materials YouTube (or similar) video clips of tantrums Puppets Calming music Jigsaw Jenie Jigsaw Jerrie Cat Jigsaw Chime
Know and show what makes a good relationship	6. Being the best friends we can be	I know how to be a good friend	You've Got A Friend In Me' by Randy Newman (Toy Story song) 'True Friends' song by Miley Cyrus (Hannah Montana) 'That's what friends are for' (Fox and Hounds song) Pictures of friends from TV/movies e.g. Woody and Buzz but separate so that children can match (Teachers to find) Jigsaw Jenie Jigsaw Jerrie Cat Jigsaw Chime

Puzzle 5 - Relationships

Puzzle Map - Ages 5-6

Puzzle Outcome

Help me fit together the six pieces of learning about Relationships to create 'Our Relationship Fiesta'

Piece 6: Balloons



Weekly Celebration	Pieces	PSHE learning intention	Social and emotional development learning intention	Resources
Know how to make friends	1. Families	I can identify the members of my family and understand that there are lots of different types of families	I know how it feels to belong to a family and care about the people who are important to me	Family game cards, Jigsaw Chime, 'Calm Me' script, 'Welcome to Planet Zarg' PowerPoint, Jigsaw Journals, My Jigsaw Learning, My Jigsaw Learning PowerPoint slide, Jigsaw Jack, Jigsaw Jerrie Cat.
Try to solve friendship problems when they occur	2. Making Friends	I can identify what being a good friend means to me	I know how to make a new friend	Music and blanket for hedgehogs game OR children's names put into a hat, Jigsaw Chime, 'Calm Me' script, Jigsaw Song: 'RELATIONSHIPS', PowerPoint slide of lonely child, Jigsaw Jack Sets of 'A Good Friend Should...' cards, one set, for each group, Jigsaw Journals, My Jigsaw Learning, Jigsaw Jerrie Cat.
Help others to feel part of a group	3. Greetings	I know appropriate ways of physical contact to greet my friends and know which ways I prefer	I can recognise which forms of physical contact are acceptable and unacceptable to me	Jigsaw Chime, 'Calm Me' script, Holding Hands Images, 'Feely bags' containing a variety of textures: e.g. fur, velvet, sandpaper, pebble, Playdoh, water snake toy, stress ball and any other suitable objects Jigsaw Jack, Jigsaw Journal, My Jigsaw Learning, Jigsaw Jerrie Cat.
Show respect in how they treat others	4. People Who Help Us	I know who can help me in my school community	I know when I need help and know how to ask for it	Jigsaw Jack, Jigsaw Chime, 'Calm Me' script, People cards, Scenario cards, Jigsaw Journals, My Jigsaw Learning, Jigsaw Jerrie Cat.
Know how to help themselves and others when they feel upset or hurt	5. Being My Own Best Friend	I can recognise my qualities as person and a friend	I know ways to praise myself	Bottle weighted with water or sand or children's names in a hat, Jigsaw Chime, 'Calm Me' script, Jigsaw Jack, PowerPoint of incredible children, 'The Incredible Me' picture frame template, My Jigsaw Learning, Jigsaw Jerrie Cat.
Know and show what makes a good relationship	6. Celebrating My Special Relationships Puzzle Outcome: Balloons Assessment Opportunity ★	I can tell you why I appreciate someone who is special to me	I can express how I feel about them	Jigsaw Chime, 'Calm Me' script, Jigsaw Jack, Balloons, Balloon label template, Sticks, Jigsaw Jack's balloon with pre-prepared label, Jigsaw Journals, My Jigsaw Learning, Certificates, Jigsaw Jerrie Cat.

Puzzle 5 - Relationships

Puzzle Map - Ages 6-7

Puzzle Outcome

Help me fit together the six pieces of learning about Relationships to create 'Our Relationship Fiesta'

Piece 6: Relationship Flag/Bunting



Weekly Celebration	Pieces	PSHE learning intention	Social and emotional development learning intention	Resources
Know how to make friends	1. Families	I can identify the different members of my family, understand my relationship with each of them and know why it is important to share and cooperate	I accept that everyone's family is different and understand that most people value their family	Jigsaw Chime, 'Calm Me' script, Families PowerPoint, Jigsaw Jo, Mixing bowl, post-it notes, wooden spoon, Happy Home recipe sheets, Jigsaw Journals, My Jigsaw Learning, Jigsaw Jerrie Cat.
Try to solve friendship problems when they occur	2. Keeping Safe - exploring physical contact	I understand that there are lots of forms of physical contact within a family and that some of this is acceptable and some is not	I know which types of physical contact I like and don't like and can talk about this	Jigsaw Chime, 'Calm Me' script, PowerPoint of different types of contact, My Jigsaw Learning, Jigsaw Journals, My Jigsaw Learning, Jigsaw Jo, Jigsaw Jerrie Cat.
Help others to feel part of a group	3. Friends and Conflict	I can identify some of the things that cause conflict with my friends	I can demonstrate how to use the positive problem-solving technique to resolve conflicts with my friends	Jigsaw Chime, 'Calm Me' script, PowerPoint picture of children, 'Mending Friendships' chart, printed on A3 or displayed on whiteboard, 'Mending Friendships' resource sheet, Jigsaw Journals, My Jigsaw Learning, Jigsaw Jerrie Cat, Jigsaw Jo.
Show respect in how they treat others	4. Secrets	I understand that sometimes it is good to keep a secret and sometimes it is not good to keep a secret	I know how it feels to be asked to keep a secret I do not want to keep and know who to talk to about this	Jigsaw Chime, 'Calm Me' script, Wrapped gift box, Jigsaw Jo, Picture of 'good secret' and 'worry secret', Jigsaw Journals, My Jigsaw Learning, Jigsaw Jerrie Cat.
Know how to help themselves and others when they feel upset or hurt	5. Trust and Appreciation	I recognise and appreciate people who can help me in my family, my school and my community	I understand how it feels to trust someone	Jigsaw Chime, 'Calm Me' script, Balloon, People cards, Flipchart paper, Jigsaw Journals, My Jigsaw Learning, Jigsaw Jo, Jigsaw Jerrie Cat..
Know and show what makes a good relationship	6. Celebrating My Special Relationships Puzzle Outcome: Relationship Flag/Bunting Assessment Opportunity ★	I can express my appreciation for the people in my special relationships	I am comfortable accepting appreciation from others	Jigsaw Chime, 'Calm Me' script, Jigsaw Jo, String, Coloured paper cut into triangular flag shapes, Jigsaw Journals, Certificates, My Jigsaw Learning, Jigsaw Jerrie Cat.

Puzzle 5 - Relationships

Puzzle Map - Ages 7-8

Puzzle Outcome

Help me fit together the six pieces of learning about Relationships to create 'Our Relationships Fiesta'

Piece 6: Appreciation Streamers



Weekly Celebration	Pieces	PSHE learning intention	Social and emotional development learning intention	Resources
Know how to make friends	1. Family Roles and Responsibilities	I can identify the roles and responsibilities of each member of my family and can reflect on the expectations for males and females	I can describe how taking some responsibility in my family makes me feel	Jigsaw Chime, 'Calm Me' script, Male/female Jobs PowerPoint, Jigsaw Jino, Male/female/both cards, Sets of the 'Whose Responsibility?' cards, Jigsaw Journals, My Jigsaw Journey, Jigsaw Jerrie Cat.
Try to solve friendship problems when they occur	2. Friendship	I can identify and put into practice some of the skills of friendship eg. taking turns, being a good listener	I know how to negotiate in conflict situations to try to find a win-win solution	Jigsaw Song: 'RELATIONSHIPS', Jigsaw Chime, Jigsaw Jino, 'Calm Me' script, 'Donkey' PowerPoint, Solve it together technique, Mending friendships resource sheet, Friendship conflict scenarios, Jigsaw Journals, My Jigsaw Journey, Jigsaw Jerrie Cat.
Help others to feel part of a group	3. Keeping Myself Safe Online	I know and can use some strategies for keeping myself safe online	I know who to ask for help if I am worried or concerned about anything online	Jigsaw Jino, Jigsaw Chime, PowerPoint slide of 'Gaming App', 'Top Tips' cards, 'Calm me' script, Jigsaw Journals, My Jigsaw Journey, Jigsaw Jerrie Cat.
Show respect in how they treat others	4. Being a Global Citizen 1	I can explain how some of the actions and work of people around the world help and influence my life	I can show an awareness of how this could affect my choices	Jigsaw Chime, 'Calm Me' script, Jigsaw Jino,, World map or globe, Bag of items including fair trade chocolate, a T-shirt made in a different country, rice, sugar, PowerPoint: Work in Other Countries Jigsaw, sweetcorn, Mobile phone, Journals, My Jigsaw Journey, Jigsaw Jerrie Cat.
Know how to help themselves and others when they feel upset or hurt	5. Being a Global Citizen 2	I understand how my needs and rights are shared by children around the world and can identify how our lives may be different.	I can empathise with children whose lives are different to mine and appreciate what I may learn from them	Jigsaw Chime, 'Calm Me' script, Power Point-Children around the world and handouts, A set of the 'Wants and Needs' cards cut up, Paper and pens to create posters, Jigsaw Journals, My Jigsaw Learning, Jigsaw Jerrie Cat, Jigsaw Jino.
Know and show what makes a good relationship	6. Celebrating My Web of Relationships Puzzle Outcome: Appreciation Streamers	I know how to express my appreciation to my friends and family	I enjoy being part of a family and friendship groups	Jigsaw Jino, Jigsaw Chime, 'Calm Me' script, Jigsaw song: 'RELATIONSHIPS', Appreciation streamer description sheet, Materials for streamers: strips of coloured paper, pens, wooden batons, tape to secure streamers, Jigsaw Journals, My Jigsaw Journey, Certificates, Jigsaw Jerrie Cat.

Puzzle 5 - Relationships

Puzzle Map - Ages 8-9

Puzzle Outcome

Help me fit together the six pieces of learning about Relationships to create 'Our Relationships Fiesta'
Piece 3: Memory Box



Weekly Celebration	Pieces	PSHE learning intention	Social and emotional development learning intention	Resources
Know how to make friends	1. Jealousy	I can recognise situations which can cause jealousy in relationships	I can identify feelings associated with jealousy and suggest strategies to problem-solve when this happens	Jigsaw Chime, 'Calm Me' script, Jigsaw Jaz, Jealousy PowerPoint, 'Situation Cards', Jigsaw Journals, My Jigsaw Journey, Jigsaw Jerrie Cat.
Try to solve friendship problems when they occur	2. Love and Loss	I can identify someone I love and can express why they are special to me	I know how most people feel when they lose someone or something they love	Jigsaw Chime, 'Calm Me' script, Recommended: Jigsaw in Focus book 'Can You Hear the Sea?' available to purchase inexpensively from www.jigsawpshe.com/online-store , Flipchart prepared with scenarios, Post-it notes, Jigsaw Jaz, Jigsaw Journals, Jigsaw Jaz's memory box (a box filled with items e.g. shell, pine cone, pebbles, photos, other 'precious' objects), My Jigsaw Journey, Jigsaw Jerrie Cat.
Help others to feel part of a group	3. Memories Puzzle outcome: Memory Box	I can tell you about someone I know that I no longer see	I understand that we can remember people even if we no longer see them	Jigsaw Chime, 'Calm Me' script, Jigsaw Jaz, Jigsaw Jaz's memory box (from last Piece) Mini whiteboards/ pens (or paper and pens), PowerPoint photo of Tammy, Candle, Paper and pens for creating poems and pictures, Jigsaw Journals, My Jigsaw Journey, Jigsaw Jerrie Cat.
Show respect in how they treat others	4. Getting on and Falling Out	I can recognise how friendships change, know how to make new friends and how to manage when I fall out with my friends	I know how to stand up for myself and how to negotiate and compromise	Jigsaw Chime, 'Calm Me' script, Mini whiteboards and pens/ or paper and pens, 'Make Friends, Break Friends?' scenario cards, 'Mending Friendships' slide, 'Solve it together' technique slide, Jigsaw Jaz, Jigsaw Journals, My Jigsaw Journey, Jigsaw Jerrie Cat.
Know how to help themselves and others when they feel upset or hurt	5. Girlfriends and Boyfriends	I understand what having a boyfriend/ girlfriend might mean and that it is a special relationship for when I am older	I understand that boyfriend/girlfriend relationships are personal and special, and there is no need to feel pressurised into having a boyfriend/ girlfriend	Jigsaw Jaz, Jigsaw Chime, 'Calm Me' script, 'Agree' and 'Disagree' labels, PowerPoint slides of boy-friend/girl-friend couples, Jigsaw Journals, My Jigsaw Journey, Jigsaw Jerrie Cat.
Know and show what makes a good relationship	6. Celebrating My Relationships with People and Animals Assessment Opportunity ★	I know how to show love and appreciation to the people and animals who are special to me	I can love and be loved	Jigsaw Jaz, Jigsaw Chime, 'Calm Me' script, Squares of strong coloured paper or card 20cm square, A range of collage materials and glue, Jigsaw Journals, My Jigsaw Journey, Certificates, Jigsaw Jerrie Cat.

Puzzle 5 - Relationships

Puzzle Map - Ages 9-10

Puzzle Outcome

Help me fit together the six pieces of learning about Relationships to create 'Our Relationship Fiesta'
 Piece 6: Internet Safety Poster



Weekly Celebration	Pieces	PSHE learning intention	Social and emotional development learning intention	Resources
Know how to make friends	1. Recognising Me	I have an accurate picture of who I am as a person in terms of my characteristics and personal qualities	I know how to keep building my own self-esteem	Jigsaw Jez, Jigsaw Chime, 'Calm Me' script, Mini- whiteboards and pens or paper and pens, Paper and pens, Jigsaw Journals, My Jigsaw Journey, Jigsaw Jerrie Cat.
Try to solve friendship problems when they occur	2. Safety with Online Communities	I understand that belonging to an online community can have positive and negative consequences	I can recognise when an online community feels unsafe or uncomfortable	Jigsaw Jez, Jigsaw Chime, 'Calm Me' script, Labels for the online safety game (Safe, Unsafe, I'm not sure), Jigsaw Journals, My Jigsaw Journey, Jigsaw Jerrie Cat.
Help others to feel part of a group	3. Being in an Online Community	I understand there are rights and responsibilities in an online community or social network	I can recognise when an online community is helpful or unhelpful to me	Jigsaw Jez, Jigsaw Chime, 'Calm Me' script, PowerPoint slide: Different online communities Flipchart and pens, Jigsaw Journals, My Jigsaw Journey, Jigsaw Jerrie Cat.
Show respect in how they treat others	4. Online Gaming	I know there are rights and responsibilities when playing a game online	I can recognise when an online game is becoming unhelpful or unsafe	Jigsaw Jez, Jigsaw Chime, 'Calm Me' script, PowerPoint slide 'How many gamers?', PowerPoint slide 'Mia's story', Game cards, Jigsaw Journals, My Jigsaw Journey, Jigsaw Jerrie Cat.
Know how to help themselves and others when they feel upset or hurt	5. My Relationship with Technology: screen time	I can recognise when I am spending too much time using devices (screen time)	I can identify things I can do to reduce screen time, so my health isn't affected	Jigsaw Jez, Jigsaw Chime, 'Calm Me' script Mini whiteboards and pens/or paper and pens, Countdown timer (can be easily sourced online), PowerPoint slide: Mason's story, PowerPoint slide: 'Are you having too much screen time?', Screen time solutions resource, Screen time log (optional), Jigsaw Journals, My Jigsaw Journey, Jigsaw Jerrie Cat.
Know and show what makes a good relationship	6. Relationships and Technology Assessment Opportunity ★ Puzzle outcome: Internet Safety Poster (staying safe and happy online)	I can explain how to stay safe when using technology to communicate with my friends	I can recognise and resist pressures to use technology in ways that may be risky or may cause harm to myself or others	Jigsaw Jez, Jigsaw Chime, 'Calm Me' script, PowerPoint of text messages, PowerPoint slide of 'Clare', PowerPoint slide 'Staying Safe and happy online', Paper and pens for poster designs, Jigsaw Journals, My Jigsaw Journey, Certificates, Jigsaw Jerrie Cat.

Puzzle 5 - Relationships

Puzzle Map - Ages 10-11



Puzzle Outcome

Help me fit together the six pieces of learning about Relationships to create 'Our Relationship Fiesta'
Piece 6: Internet Safety Presentation

Weekly Celebration	Pieces	PSHE learning intention	Social and emotional development learning intention	Resources
Know how to make friends	1. What is Mental Health?	I know that it is important to take care of my mental health	I understand that people can get problems with their mental health and that it is nothing to be ashamed of	Jigsaw Chime, 'Calm Me' script, Post it notes or slips of paper, PowerPoint slide 'Mental health definition', PowerPoint slide of a set of scales, Optional: Set of balance scales, 'Situation cards', Jigsaw Jem, Jigsaw Journals, My Jigsaw Journey, Jigsaw Jerrie Cat.
Try to solve friendship problems when they occur	2. My Mental Health	I know how to take care of my mental health	I can help myself and others when worried about a mental health problem	Jigsaw Chime, 'Calm Me' script, Ball of string or wool, PowerPoint slide 'Thoughts, feelings, actions cycle' and handouts, Scenario cards, Jigsaw Journals, My Jigsaw Journey, Jigsaw Jem, Jigsaw Jerrie Cat.
Help others to feel part of a group	3. Love and Loss	I understand that there are different stages of grief and that there are different types of loss that cause people to grieve	I can recognise when I am feeling those emotions and have strategies to manage them	20 random objects on a tray, Jigsaw Chime, 'Calm Me' script, Loss or change cards, Post-its, PowerPoint - stages of grief, Optional: Jigsaw in Focus book: 'Can You Hear the Sea?' available to purchase inexpensively from the Jigsaw online store www.jigsawpshe.com/online-store , Scenario cards, Jigsaw Journals, My Jigsaw Journey, Jigsaw Jem, Jigsaw Jerrie Cat.
Show respect in how they treat others	4. Power and Control	I can recognise when people are trying to gain power or control	I can demonstrate ways I could stand up for myself and my friends in situations where others are trying to gain power or control	Jigsaw Chime, 'Calm Me' script, Jigsaw Jem, PowerPoint slide 'Power and Control', Power and Control scenario cards, Jigsaw Journals, My Jigsaw Journey, Jigsaw Jerrie Cat.
Know how to help themselves and others when they feel upset or hurt	5. Being Online: Real or Fake? Safe or Unsafe?	I can judge whether something online is safe and helpful for me	I can resist pressure to do something online that might hurt myself or others	Jigsaw Chime, 'Calm Me' script, Jigsaw Jem, Calculators, SMARRT rules PowerPoint, 'Online scenario cards', Jigsaw Journals, My Jigsaw Journey, Jigsaw Jerrie Cat.
Know and show what makes a good relationship	6. Using Technology Responsibly Puzzle Outcome: Internet Safety Presentation Assessment Opportunity ★	I can use technology positively and safely to communicate with my friends and family	I can take responsibility for my own safety and well-being	Jigsaw Chime, 'Calm Me' script, Jigsaw Jem, PowerPoint slide SMARRT rules from last Piece (lesson), PowerPoint slide of confused adult, PowerPoint slides of outdated technology, Planning sheets for Internet safety PowerPoint presentation, Jigsaw Journals, My Jigsaw Journey, Certificates, Jigsaw Jerrie Cat.




Changing Me puzzle pieces

- Each year group also has a changing me puzzle piece which is usually covered in Term 6.
- This puzzle piece will focus on the way in which our bodies change from when we are born through to puberty and beyond. There is also an emphasis on self-esteem and self-image and celebrating who we are.

Changing Me

Puzzle Map - F2 (Reception) - Ages 4-5



Puzzle Outcome

Help me fit together the six pieces of learning about Changing Me to create the Tree of Change (see Piece 2)

Weekly Celebration	Pieces	Learning Intentions	
Understand that everyone is unique and special	1. My Body	I can name parts of the body	Large Post-it Book: Jigsaw Jigsaw Jigsaw
Can express how they feel when change happens	2. Respecting My Body	I can tell you some things I can do and foods I can eat to be healthy	Jigsaw Select 2 cont Maga: Paper Jigsaw Jigsaw Jigsaw
Understand and respect the changes that they see in themselves	3. Growing Up	I understand that we all grow from babies to adults	Jigsaw Book: Book: Pictur rangir Jigsaw Jigsaw Jigsaw
Understand and respect the changes that they see in other people	4. Fun and Fears Part 1	I can express how I feel about moving to Year 1	Jigsaw Book: Book: Book: Box of Jigsaw Jigsaw Jigsaw
Know who to ask for help if they are worried about change	5. Fun and Fears Part 2	I can talk about my worries and/or the things I am looking forward to about being in Year 1	Jigsaw Music Jigsaw Jigsaw
Are looking forward to change	6. Celebration	I can share my memories of the best bits of this year in Reception	Paper A spei Jigsaw Jigsaw Jigsaw



Puzzle 6 - Changing Me

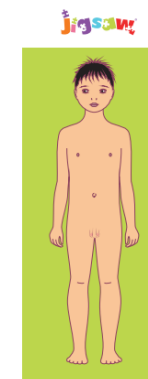
Puzzle Map - Ages 5-6

Puzzle Outcome

Help me fit together the six pieces of learning about Changing Me to create the Tree of Change display
Piece 5 Flowers



Weekly Celebration	Pieces	PSHE learning intention	Social and emotional development learning intention
Understand that everyone is unique and special	1. Life cycles	I am starting to understand the life cycles of animals and humans	I understand that changes happen as we grow and that this is OK
Can express how they feel when change happens	2. Changing Me	I can tell you some things about me that have changed and some things about me that have stayed the same	I know that changes are OK and that sometimes they will happen whether I want them to or not
Understand and respect the changes that they see in themselves	3. My Changing Body	I can tell you how my body has changed since I was a baby	I understand that growing up is natural and that everybody grows at different rates
Understand and respect the changes that they see in other people	4. Boys' and Girls' Bodies	I can identify the parts of the body that make boys different to girls and can use the correct names for these: penis, testicles, vagina	I respect my body and understand which parts are private
Know who to ask for help if they are worried about change	5. Learning and Growing Puzzle Outcome: Piece 5 Flowers	I understand that every time I learn something new I change a little bit	I enjoy learning new things
Are looking forward to change	6. Coping with Changes Assessment Opportunity ★	I can tell you about changes that have happened in my life	I know some ways to cope with changes



Puzzle 6 - Changing Me

Puzzle Map - Ages 6-7

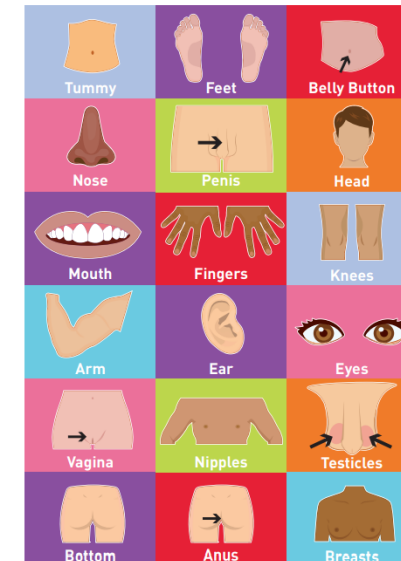

Puzzle Outcome

Help me fit together the six pieces of learning about Changing Me to create the Tree of Change display
(Pieces 2 and 6: Leaf Mobile)

Hello
I'm Jigsaw Jo



Weekly Celebration	Pieces	PSHE learning intention	Social and emotional development learning intention
Understand that everyone is unique and special	1. Life Cycles in Nature	I can recognise cycles of life in nature	I understand there are some changes that are outside my control and can recognise how I feel about this
Can express how they feel when change happens	2. Growing from Young to Old	I can tell you about the natural process of growing from young to old and understand that this is not in my control	I can identify people I respect who are older than me
Understand and respect the changes that they see in themselves	3. The Changing Me	I can recognise how my body has changed since I was a baby and where I am on the continuum from young to old	I feel proud about becoming more independent
Understand and respect the changes that they see in other people	4. Boys' and Girls' Bodies	I can recognise the physical differences between boys and girls, use the correct names for parts of the body (penis, anus, testicles, vagina, vulva) and appreciate that some parts of my body are private	I can tell you what I like/don't like about being a boy/girl
Know who to ask for help if they are worried about change	5. Assertiveness	I understand there are different types of touch and can tell you which ones I like and don't like	I am confident to say what I like and don't like and can ask for help
Are looking forward to change	6. Looking Ahead Assessment Opportunity ★	I can identify what I am looking forward to when I move to my next class	I can start to think about changes I will make when I am in Year 3 and know how to go about this



Puzzle 6 - Changing Me

Puzzle Map - Ages 7-8

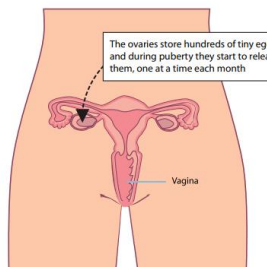
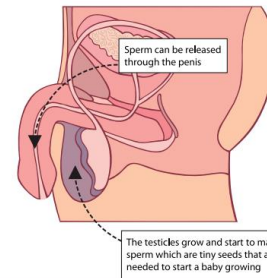
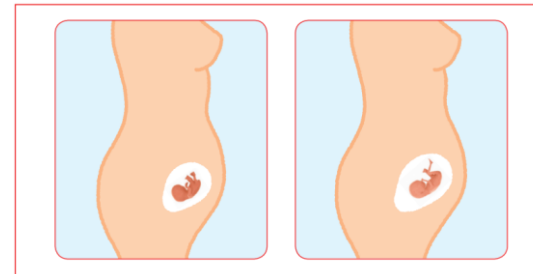
Puzzle Outcome

Help me fit together the six pieces of learning about Changing Me to create the Tree of Change display

Piece 6: Ribbon Mobiles



Weekly Celebration	Pieces	PSHE learning intention	Social and emotional development learning intention
Understand that everyone is unique and special	1.How Babies Grow	I understand that in animals and humans lots of changes happen between conception and growing up, and that usually it is the female who has the baby	I can express how I feel when I see babies or baby animals
Can express how they feel when change happens	2. Babies	I understand how babies grow and develop in the mother's uterus I understand what a baby needs to live and grow	I can express how I might feel if I had a new baby in my family
Understand and respect the changes that they see in themselves	3.Outside Body Changes	I understand that boys' and girls' bodies need to change so that when they grow up their bodies can make babies I can identify how boys' and girls' bodies change on the outside during this growing up process	I recognise how I feel about these changes happening to me and know how to cope with those feelings
Understand and respect the changes that they see in other people	4. Inside Body Changes	I can identify how boys' and girls' bodies change on the inside during the growing up process and can tell you why these changes are necessary so that their bodies can make babies when they grow up	I recognise how I feel about these changes happening to me and know how to cope with these feelings
Know who to ask for help if they are worried about change	5. Family Stereotypes	I can start to recognise stereotypical ideas I might have about parenting and family roles	I can express how I feel when my ideas are challenged and might be willing to change my ideas sometimes
Are looking forward to change	6.Looking Ahead Assessment Opportunity ★ Puzzle Outcome: Ribbon Mobiles	identify what I am looking forward to when I move to my next class	start to think about changes I will make next year and know how to go about this



I will grow taller

I will develop pubic hair between my legs

Hair will grow under my arms

Hair will grow on my legs

I will grow hair on my face

My hips will widen

My chest and shoulders will get broader

My voice will get deeper

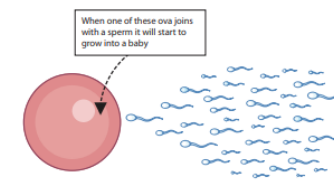
Puzzle 6 - Changing Me

Puzzle Map - Ages 8-9

Puzzle Outcome

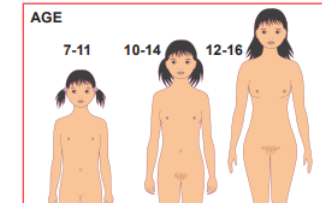
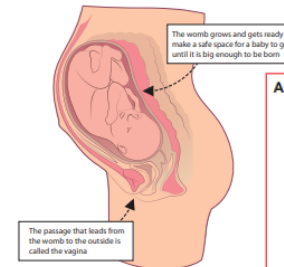
Help me fit together the six pieces of learning about Changing Me to create the Tree of Change display
Piece 4: Circles of Change

Weekly Celebration	Pieces	PSHE learning intention	Social and emotional development learning intention
Understand that everyone is unique and special	1. Unique Me	I understand that some of my personal characteristics have come from my birth parents and that this happens because I am made from the joining of their egg and sperm	I appreciate that I am a truly unique human being
Can express how they feel when change happens	2. Having a Baby	I can correctly label the internal and external parts of male and female bodies that are necessary for making a baby	I understand that having a baby is a personal choice and can express how I feel about having children when I am an adult
Understand and respect the changes that they see in themselves	3. Girls and Puberty	I can describe how a girl's body changes in order for her to be able to have babies when she is an adult, and that menstruation (having periods) is a natural part of this	I have strategies to help me cope with the physical and emotional changes I will experience during puberty
Understand and respect the changes that they see in other people	4. Circles of Change Puzzle Outcome: Circles of Change	I know how the circle of change works and can apply it to changes I want to make in my life	I am confident enough to try to make changes when I think they will benefit me
Know who to ask for help if they are worried about change	5. Accepting Change	I can identify changes that have been and may continue to be outside of my control that I learnt to accept	I can express my fears and concerns about changes that are outside of my control and know how to manage these feelings positively
Are looking forward to change	6. Looking Ahead Assessment Opportunity ★	I can identify what I am looking forward to when I move to a new class	I can reflect on the changes I would like to make next year and can describe how to go about this

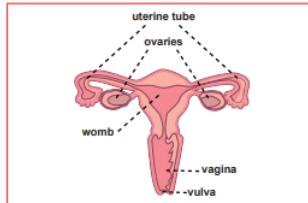


© Alpha PSHE Ltd

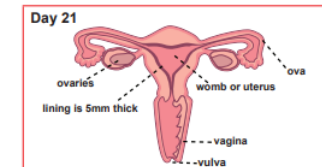
Jigsaw



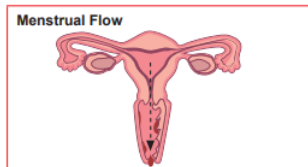
A girl reaches puberty usually between the ages of 10 and 14, though it can be earlier or later than this. At this time she starts to produce one egg every month from her ovaries.



Many thousands of eggs are stored in the ovaries. A woman will release one each month for most of her adult life. Most will not be fertilised, so they pass down the tube into the womb and out of the body through the vagina.



However, every month the womb has to get ready in case the egg is fertilised. It makes a thick, soft, spongy lining with an extra supply of blood to provide the food and oxygen that a baby would need.



If the egg is not fertilised the extra lining isn't needed so it breaks up. For a few days the womb lining and the spare blood it contained will come out of the body through the vagina. This is what is called 'having a period'.

Puzzle 6 - Changing Me

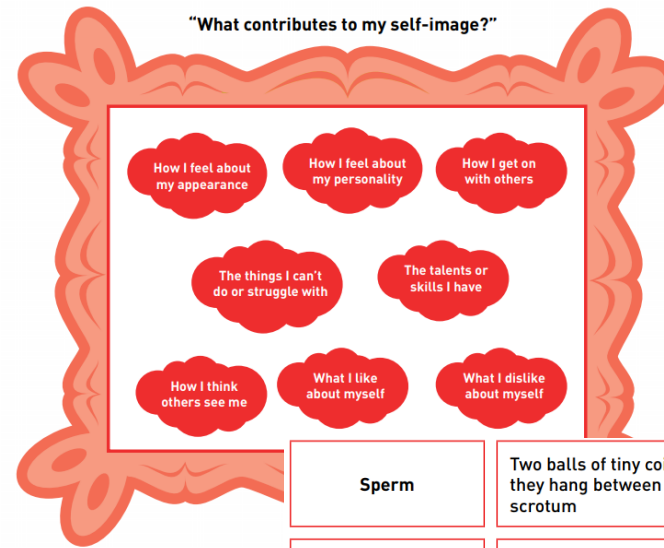
Puzzle Map - Ages 9-10


Puzzle Outcome

Help me fit together the six pieces of learning about Changing Me to create the Tree of Change display
Piece 5: Change Cards

Weekly Celebration	Pieces	PSHE learning intention	Social and emotional development learning intention	
Understand that everyone is unique and special	1. Self and Body Image	I am aware of my own self-image and how my body image fits into that	I know how to develop my own self esteem	Ji Ei sc te
Can express how they feel when change happens	2. Puberty for Girls	I can explain how a girl's body changes during puberty and understand the importance of looking after yourself physically and emotionally	I understand that puberty is a natural process that happens to everybody and that it will be ok for me	Ji sli Ri sa st If ak Ji
Understand and respect the changes that they see in themselves	3. Puberty for boys	I can describe how boys' and girls' bodies change during puberty	I can express how I feel about the changes that will happen to me during puberty	Te Vi M B Ca le of Ji Je
Understand and respect the changes that they see in other people	4. Conception	I understand that sexual intercourse can lead to conception and that is how babies are usually made I also understand that sometimes people need IVF to help them have a baby	I appreciate how amazing it is that human bodies can reproduce in these ways	Ri Je M Pi Ci Ca Ji
Know who to ask for help if they are worried about change	5. Looking Ahead 1 Puzzle Outcome: Change Cards	I can identify what I am looking forward to about becoming a teenager and understand this brings growing responsibilities (age of consent)	I am confident that I can cope with the changes that growing up will bring	Ji sc ch M
Are looking forward to change	6. Looking Ahead 2	I can identify what I am looking forward to when I move to my next class.	I can start to think about changes I will make next year and know how to go about this.	Ji te Ji

"What contributes to my self-image?"



	Sperm	Two balls of tiny coiled tubes where sperm are made - they hang between a man's legs in a bag of skin called the scrotum
	Semen	The release of semen from a boy's or man's body while he is asleep at night - it's a normal part of sexual development
	Testicles or Testes	The voice box in the throat: for a boy this gets bigger at puberty and his voice becomes deeper
If a couple makes love, it doesn't necessarily mean they will have a baby.	True	If people want to make love but not start a baby they can use various forms of contraception to stop the sperm and the egg meeting. Also, there are many days each month when there is no egg in the fallopian tube for the sperm to fertilise, and even when fertilised the egg might not successfully implant itself in the womb.
Fertilisation happens when the sperm meet the egg in the vagina.	False	Fertilisation normally happens in the fallopian tube, which carries the egg from the ovary towards the womb. If the egg is not fertilised when it reaches the womb it dies and passes out through the vagina, along with the extra womb lining that is not needed.
One of the first signs to tell a woman she is pregnant is that her periods stop.	True	The extra womb lining needs to stay in place as the embryo (the tiny growing baby) is implanted in it, so a woman does not have periods when she is pregnant. She may notice other changes, like starting to feel a bit sick at certain times of day. A doctor can test her urine to show whether she is pregnant, or she can buy a kit to do this for herself at home.
If two sperm fertilise one egg, it will form identical twins.	False	Only one sperm can fertilise an egg, then the egg seals itself to keep other sperm out. Identical twins are formed when one fertilised egg splits into two completely separate cells and each one grows into a baby - they are identical because they come from the same sperm and the same egg. If there are two eggs and each is fertilised by a different sperm they will form non-identical twins.
n which tell various organs in ange during puberty		ch can happen for boys and girls can mean growing out of shoes

Puzzle 6 - Changing Me

Puzzle Map - Ages 10-11

Puzzle Outcome

Help me fit together the six pieces of learning about Changing Me to create the Tree of Change display
Piece 6: T-shirts

Weekly Celebration	Pieces	PSHE learning intention	Social and emotional development learning intention
Understand that everyone is unique and special	1. My Self Image	I am aware of my own self-image and how my body image fits into that	I know how to develop my own self esteem
Can express how they feel when change happens	2. Puberty	I can explain how girls' and boys' bodies change during puberty and understand the importance of looking after yourself physically and emotionally	I can express how I feel about the changes that will happen to me during puberty
Understand and respect the changes that they see in themselves	3. Babies: Conception to Birth Assessment Opportunity ★	I can describe how a baby develops from conception through the nine months of pregnancy, and how it is born	I can recognise how I feel when I reflect on the development and birth of a baby
Understand and respect the changes that they see in other people	4. Boyfriends and Girlfriends	I understand how being physically attracted to someone changes the nature of the relationship and what that might mean about having a girlfriend/boyfriend	I understand that respect for one another is essential in a boyfriend/girlfriend relationship, and that I should not feel pressured into doing something I don't want to
Know who to ask for help if they are worried about change	5. Real self and ideal self	I am aware of the importance of a positive self-esteem and what I can do to develop it	I can express how I feel about my self-image and know how to challenge negative 'body-talk'
Are looking forward to change	6. The Year Ahead	I can identify what I am looking forward to and what worries me about the transition to secondary school /or moving to my next class.	I know how to prepare myself emotionally for the changes next year.

If you get spots during puberty it's because you have a bad diet.

Myth! The changes in hormone levels in your blood mean you're more liable to spots - but you can help by eating well and washing and cleansing your skin thoroughly.

Girls get hairy legs, just like boys do.

Truth! Girls and women do grow hair on their legs, though probably not so much as boys. You might not realise it, since they often shave their legs because they think they look better without hair.

A girl should avoid having baths when she has a period.

Myth! Keeping clean is more important than ever when you have a period, so bathing and hair washing are the right thing to do - and swimming and other forms of exercise are fine too.

Most boys have wet dreams at some time during puberty.

Truth! Wet dreams are a very common part of the way the body adjusts to new feelings and to changes like starting to produce semen. It usually settles down after a while - there's nothing wrong with it.

Boys can always control when they get erections.


Myth! As your system starts to respond in new ways, erections can happen at strange times and for no particular

Boys usually start puberty later than girls.

Truth! There are huge differences between one person and another in the age at which puberty starts, but on the whole the age for boys is later than for

- Now the mother can use muscles that she can control to help the contractions and push the baby down and out of the _____: it's very hard work and a big strain for the mother and the baby.
- Finally the baby's head is born – this is the largest part and the rest of the body quickly follows: the mother is normally helped through all of this by a specially trained nurse called a _____.
- The baby is still attached to its mother by the cord, but once it starts breathing for itself (and crying!) the cord can be clamped and cut – the remains of it will eventually shrivel to form the baby's _____.
- The other end of the cord is connected to the placenta, and a few more contractions help the mother to push this out; now a new, independent life has begun and mother and baby can relax and start getting to know each other. Can you add one more word to describe how you think the mother might be feeling at this stage? _____

head	body parts	umbilical cord		vaginal opening	
fertilises	labour	belly	fluid	placenta	midwife
contractions		hair	embryo	womb	belly button
cervix	pregnancy	heart	blood		





Additional resources

- Alongside Jigsaw, we also use a range of resources from the NSPCC such as 'Pants' for KS1 and Lower KS2 and 'Share aware' for KS2.
- There is more information about these resources in the policy on our website.